


AirPRO – Dust Evacuation Nut



- Stop losing time & money on clean-up
- AirPRO removes 85% - 100% of dust
- Easy-to-use, just replace your collet nut

Problem: dust settles in cut



Solution: AirPRO



AirPRO's turbine action creates a powerful updraft that evacuates dust into your machine's collection hood before it has a chance to settle on your working surface.

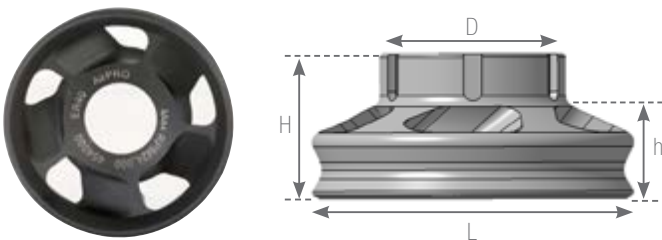
With AirPRO, you'll spend much less time cleaning up and much more time cutting. The AirPRO typically pays for itself in less than 30 days thanks to the increased production and reduced clean-up time.

Additional benefits include less machine maintenance needed because less dust is landing on electrical and pneumatic systems. Your employees will appreciate the cleaner environment, and the risk of dust combustion is greatly reduced.

balanced to
24,000 RPM at G2.5

AirPRO removes dust "in the cut" so it works great removing dust from nested cuts and slatwall too!

AirPRO works with your existing cutting tools and toolholders.



AirPRO for ER32, ER40 or SYOZ25 Chucks

Part No.	Description	Min RPM	Max RPM	D	L	H	h	Weight
453200	ER32 AirPRO	18,000	24,000	1.97"	3.77"	1.77"	1.24"	1.1 lb
454000	ER40 AirPRO	18,000	24,000	2.48"	4.06"	1.81"	1.13"	1.4 lb
452500	SYOZ25 AirPRO	18,000	24,000	2.36"	3.92"	1.97"	1.13"	1.3 lb

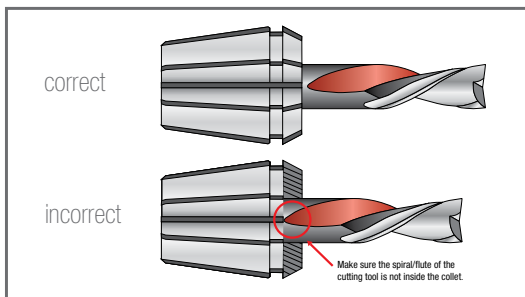
AirPRO Operating Parameters

Part No.	Description	Optimal Gap	Max Chip Load	Wrench	Adapter	Torque
453200	ER32 AirPRO	.070"	.020"	200TH	04604-32	100 lb.ft
454000	ER40 AirPRO	.070"	.020"	200TH	04605-40	130 lb.ft
452500	SYOZ25 AirPRO	.070"	.020"	200TH	03690-25	90 lb.ft

AirPRO – Dust Evacuation Nut



1. Every time you setup an AirPRO inspect the AirPRO, toolholder, collet, and cutting tool for signs of wear or other damage. Do not use worn or damaged tools with the AirPRO.
2. Remove all dust or other contaminants from the AirPRO, ER collet and toolholder, making sure the threads are clean.
3. Snap the collet into the AirPRO.
4. For proper holder power, insert the cutter as far as it will go into the collet, keeping its spiral/flute from entering the collet. (See diagram below)
5. Use the cutter pre-set jig (sold separately) to accurately set the cutter to the correct depth to maintain .070" clearance between AirPRO and material. Clearance from .060" up to .200" is acceptable, but .070" is optimal.
6. Hand tighten the AirPRO, collet, and cutter assembly into your toolholder.
7. Insert the assembly into a tightening stand and tighten to correct specification using a torque wrench. See other side for torque specifications.



Recommended Cutting Tool Depth

For optimal performance setup the AirPRO and cutting tool depth to maintain .070" gap between the face of the AirPRO and the material surface.

Material Depth	L Min	L Max	H Min	H Max
1/4"	2 1/2"	2 1/2"	1/2"	1"
3/8"	2 1/2"	2 1/2"	1/2"	1 1/8"
12mm	2 1/2"	3"	5/8"	1 1/4"
1/2"	2 1/2"	3"	5/8"	1 1/4"
5/8" - 16mm	3"	3"	3/4"	1 3/8"
18mm	3"	3"	7/8"	1 1/2"
3/4" - 19mm	3"	3"	1"	1 5/8"
20mm	3"	3"	1"	1 5/8"
1" - 25mm	3"	3 1/2"	1 1/8"	1 3/4"
1 1/8"	3 1/2"	3 1/2"	1 1/4"	1 7/8"
1 1/4" - 32 mm	3-1/2"	3 1/2"	1 3/8"	2"

Disclaimer

The safe operation and effective use of the AirPRO requires set-up in strict compliance with AirPRO set-up instructions, use within AirPRO operating parameters, and a dust containment system kept in good operating condition with sufficient negative air pressure maintained at all times to allow dust directed into the dust collection hood to be evacuated into the dust containment system. The AirPRO should be used only with on-size precision ER collets, with the AirPRO, collet and cutter assembly tightened to required torque specifications using a tightening stand, torque wrench and proper adaptor. NAP GLADU hereby disclaims any liability resulting from use of the AirPRO in a manner inconsistent with the foregoing requirements. Use of the AirPRO outside specified AirPRO operating parameters constitutes misuse, for which no liability shall attach to NAP GLADU.

TO THE FULLEST EXTENT PERMITTED BY APPLICABLE LAW, NAP GLADU HEREBY EXPRESSLY DISCLAIMS ANY IMPLIED WARRANTIES, WARRANTY OF MERCHANTABILITY OR WARRANTY OF FITNESS FOR A PARTICULAR PURPOSE. IN NO EVENT SHALL NAP GLADU HAVE ANY LIABILITY FOR INCIDENTAL, CONSEQUENTIAL OR EXEMPLARY DAMAGES, REGARDLESS OF CAUSE OR CHARACTER.